

## KS2 Narrative extension activities using curriculum topics

### Story investigator


1. Generate photocopied pieces of class based text and stories from different curriculum areas especially history, geography and science as well as literacy. Using the appropriate narrative component coloured felt tip pen, ask the children to be 'story investigators' and find and highlight all the 'who' words (using an orange highlighter), all the 'where' words (using a red highlighter) and so on. When sorting the problem and solution ask them to draw a thumb up/down symbol with the yellow highlight. Allow a lot of practice using prepared texts
2. Choose one of the highlighted texts and ask the children to transfer the different story component information onto the narrative story planner (above) – remove the text and ask the children to 'talk' about the topic, with adult support and if possible have pictures and photographs to support their expressive language.
3. If appropriate use just the problem/solution frame to support discussion around a relevant topic.
4. Provide extensive opportunities for the children to develop their confidence in highlighting the components, transferring the information onto the planner and talking around the curriculum themes and topics undertaken in the classroom.

This provides additional exposure to the topics band may scaffold their writing outcomes required in class.

5. Finally adult to demonstrate sentence generation using the story planner to make a short piece of written text about the topic.
6. Children to use the story planner as a 'writing frame' in class

Problem/solution 1

How many solutions can you think of to solve this problem?



\_\_\_\_\_

\_\_\_\_\_

\_\_\_\_\_

\_\_\_\_\_

\_\_\_\_\_

\_\_\_\_\_

\_\_\_\_\_

\_\_\_\_\_

\_\_\_\_\_

\_\_\_\_\_

Problem/solution 2

Problem/solution planner

\_\_\_\_\_

\_\_\_\_\_

\_\_\_\_\_

\_\_\_\_\_

\_\_\_\_\_








\_\_\_\_\_

\_\_\_\_\_

\_\_\_\_\_

\_\_\_\_\_

\_\_\_\_\_

 <p>When?</p>	 <p>Who?</p>	 <p>Where?</p>
 <p>What Happened Next?</p> <p>Problem? </p> <p>Solution? </p>		 <p>In the End?</p>